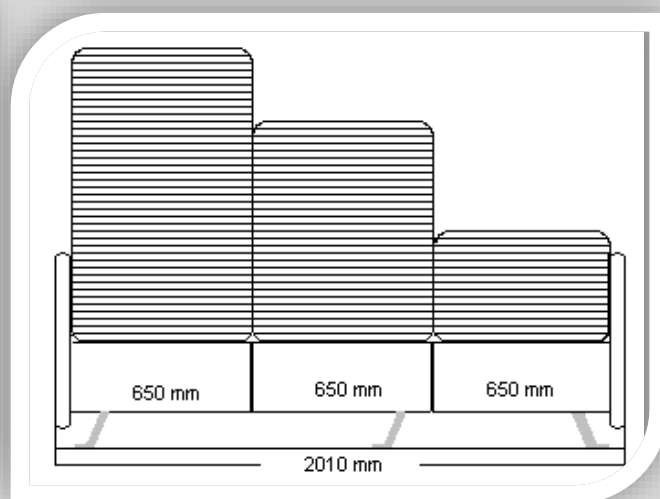
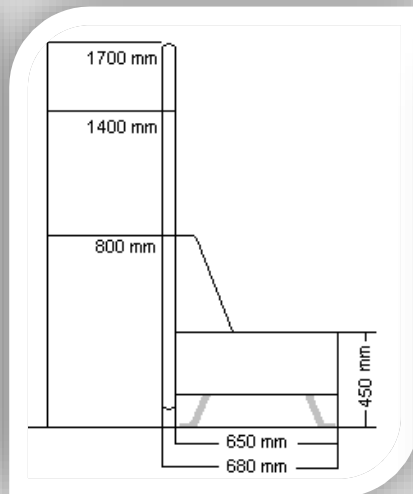
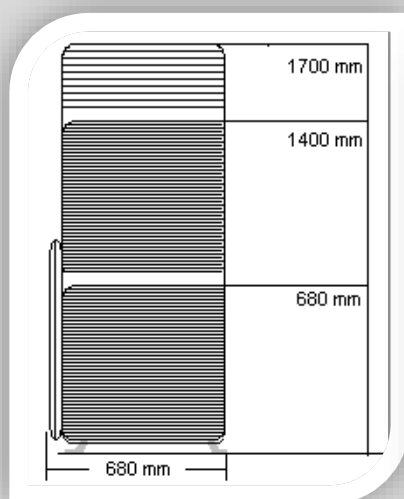


# TECHNICAL FEATURES LOUNGE



THE LOUNGE

# TECHNICAL FEATURES LOUNGE

## Bean Structure

Built in rectangular profile of  
40X 25 X3mm. With solid profile of 50x10  
With cold rolled Steel profile coated, with  
Epoxy paint.

## Seat

High densisty polyurethane foam

## Panels

Support frame made of cold rolled  
Steel, inlaid in 22 mm multilaminated wood, upholstered and  
covered with sound absorbing foam.



*bean structure*



*seat*



*Panel*

